

Twin Barricades

RULES: Practical Shooting Handbook, Latest Edition **COURSE DESIGNER:** Kevin M. Imel – L2544

START POSITION: Standing centered behind either barricade, hands relaxed at sides. Handgun is loaded and holstered per rule 8.1.

STAGE PROCEDURE

At the audible start signal, draw and engage targets as they become available with 2 rounds each.

SCORING

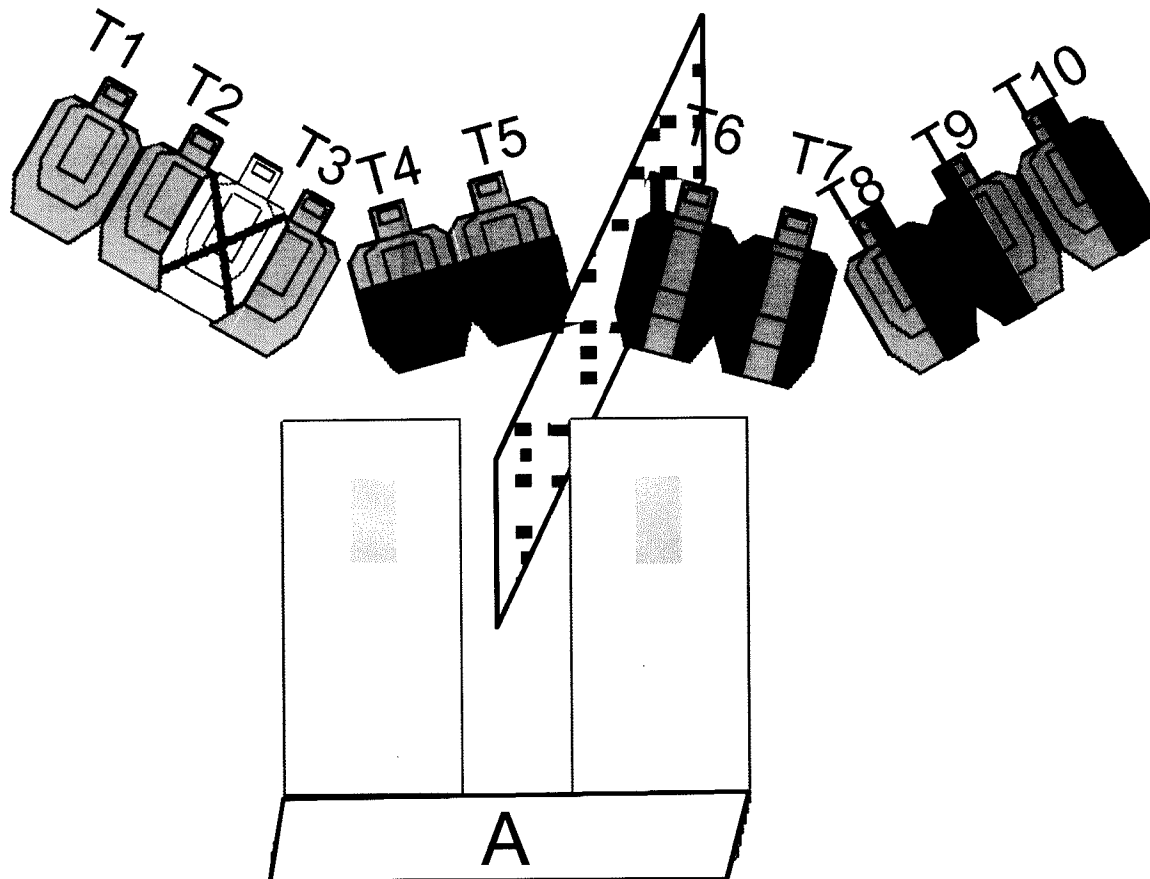
SCORING: Virginia count, 20 rounds, 100points

TARGETS: 10 IPSC

SCORED HITS: Best 2 per IPSC

START-STOP: Audible - Last shot

PENALTIES: Procedural. -10
No-shoot hit. -10
Extra shot. -10
Extra hit. -10
Miss. -10

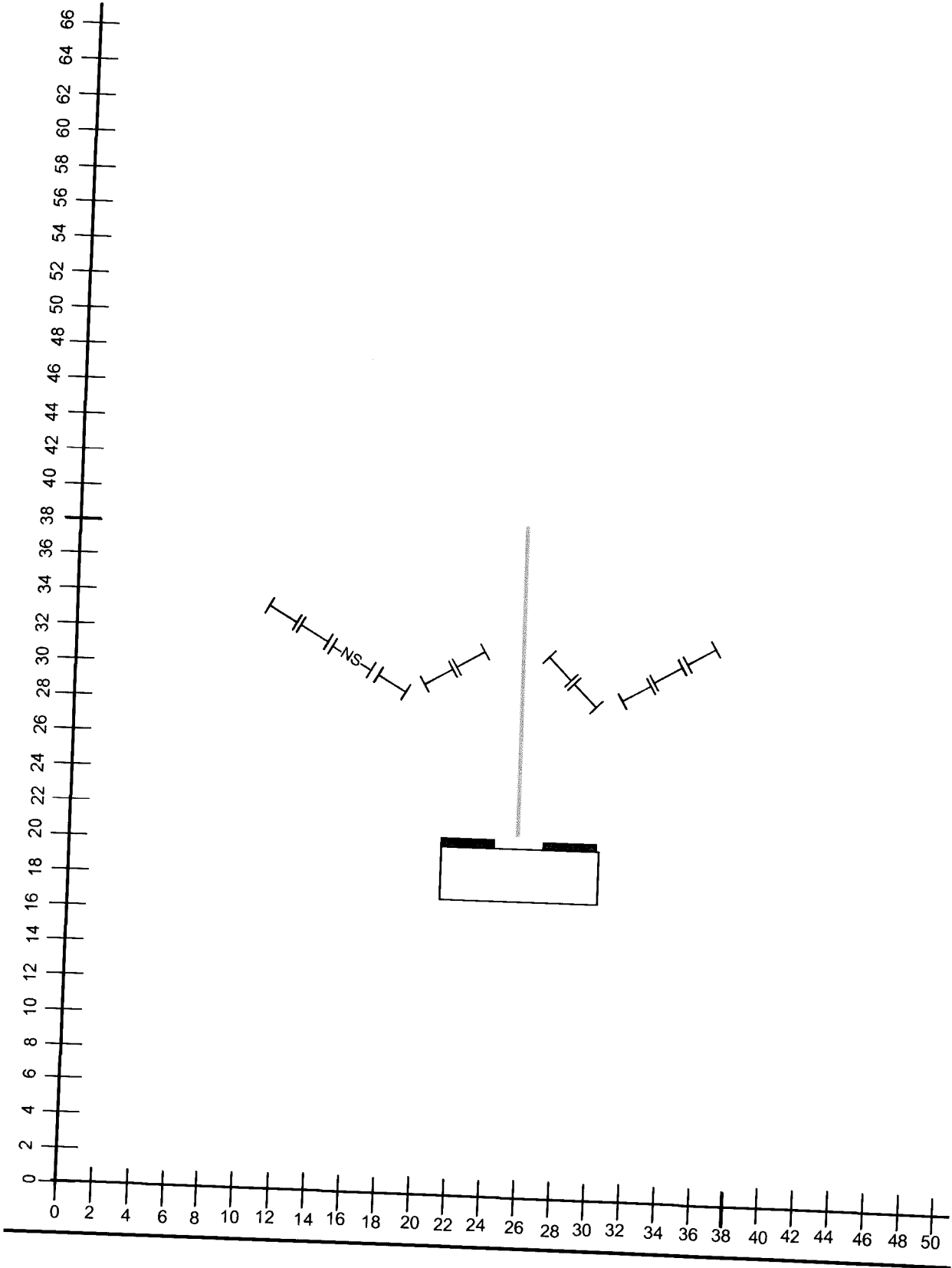


SETUP NOTES:

All targets set to 5 feet a shoulder.

RO NOTES:

Overhead View:



HAMMERED

RULES: Practical Shooting Handbook, Latest Edition **COURSE DESIGNER:** Bill Schmutz, MO

START POSITION: *Standing naturally in BOX A with hands naturally at your sides.*

STAGE PROCEDURE

On signal, engage:

T1 with 6 rounds only from **PORT** side. Perform a mandatory reload.

T2 with 6 rounds only from **BOX A**. Perform a mandatory reload.

T3 with 6 rounds only from **STARBOARD** side.

NOTE: *Shooter may choose the target engagement order from the stated positions with reloads between targets.*

SCORING

SCORING: Virginia count, 18 rounds, 90 points

TARGETS: 3 IPSC

SCORED HITS: Best 6 per IPSC

START-STOP: Audible - Last shot

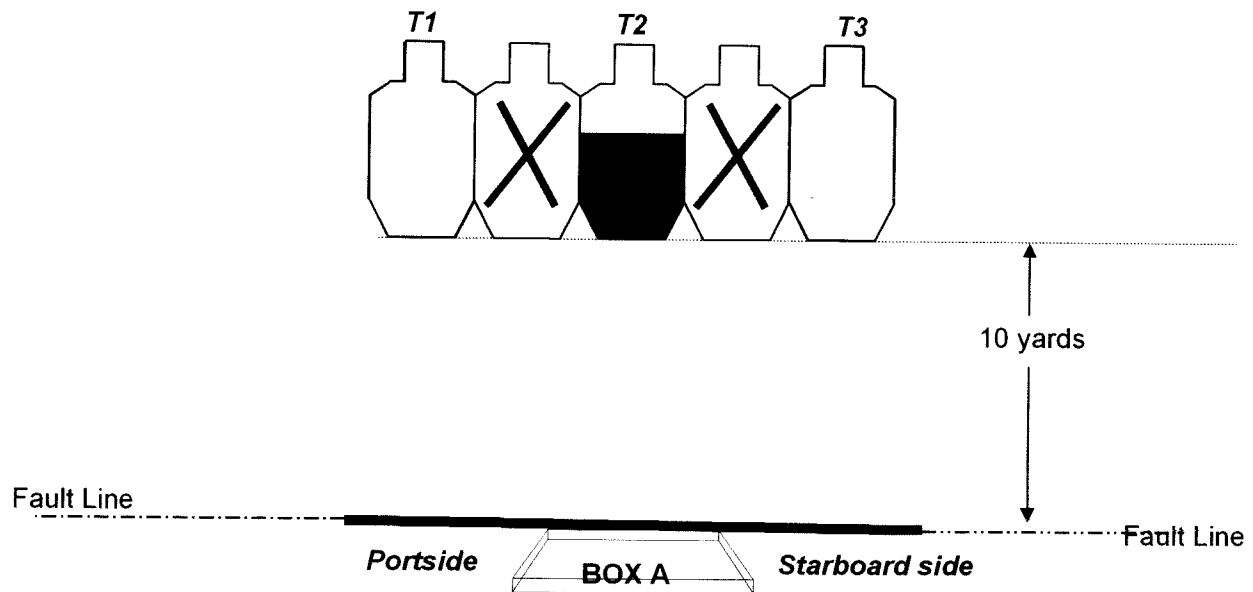
PENALTIES: Procedural. -10

No-shoot hit. -10

Extra shot. -10

Extra hit. -10

Miss. -10



NOTES:

PORT side and **STARBOARD** side should be treated as if they were a shooting **BOX**.

RO NOTES: MANDATORY reload between targets.

Park Service

RULES: Practical Shooting Handbook, Latest Edition **COURSE DESIGNER:** KW Hipps

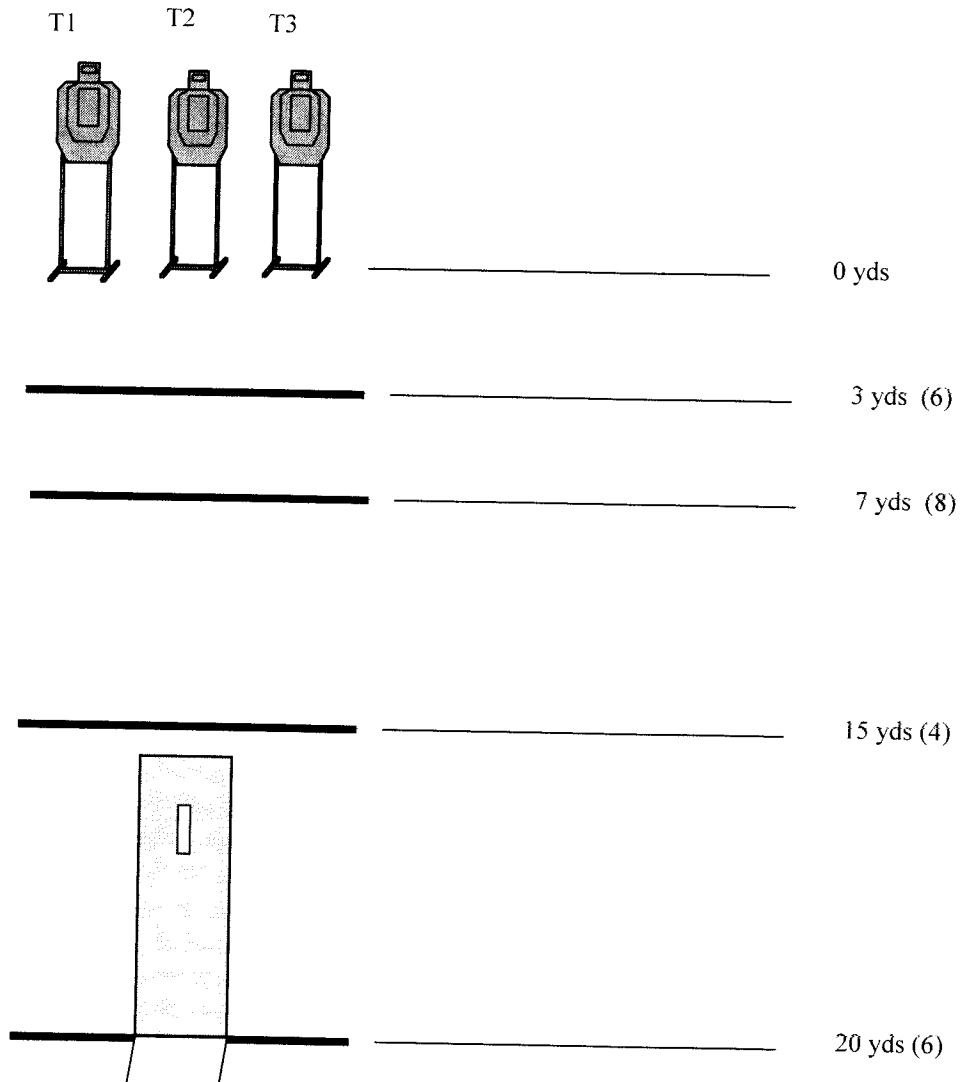
START POSITION: Handgun loaded and holstered as per 8.1.1 & 8.1.2. Hands relaxed at sides.

STAGE PROCEDURE

String 1 at 20 yds Starting in *kneeling position* to right of barricade, draw and engage T3 with 4 rounds in 7 sec.
 String 2 at 20 yds: Draw and engage T3 with 2 rds from strong side of barricade, repeat from weak side. 7 sec.
 String 3 at 15 yds: Draw, engage T2 from kneeling with 2 rounds, reload, 2 rounds in 7 sec
 String 4 at 7 yds: Draw and fire 3 rds at T2, reload, 3 rds at T2 all in 8 sec. freestyle
 String 5 at 7 yds: Draw and fire 2 rounds in 3 seconds at T1 freestyle
 String 6 at 3 yds: draw and fire 3 rds in 3 sec freestyle at T1.
 String 7 @ 3yds: Repeat string 6
 All reloads are MANDATORY

SCORING

SCORING: Timed Comstock, 26 rounds, 130 pnts
TARGETS: 3 IPSC metric
SCORED HITS: Best per IPSC
PENALTIES: Procedural -10, Miss -10, FTE -10



SETUP NOTES: T1-T3 are set 18" apart st inside edges, 5 ft high at the shoulder

RO NOTES: The intent is to run two shooters at a time. For safety I suggest an additional RO so that each shooter will be separately monitored.



CM 99-19

Payne's Pain

RULES: Practical Shooting Handbook, Latest Edition **COURSE DESIGNER:** Brazos Valley Practical Shooters

START POSITION: Standing in Box A, palms of both hands flat against the respective sides of the barricade.
Handgun is loaded and holstered as per ready condition in rule 8.1.1 and 8.1.2.

STAGE PROCEDURE

Upon start signal, from Box A engage T1-T4 with only one round per target around either side of the barricade. Then make a mandatory reload and from Box A engage T1-T4 with only one round per target through Port B, then make a mandatory reload and from Box A, engage T1-T4 with only one round per target from the remaining side of the barricade.

SCORING

SCORING: Virginia Count, 12 rounds, 60 points

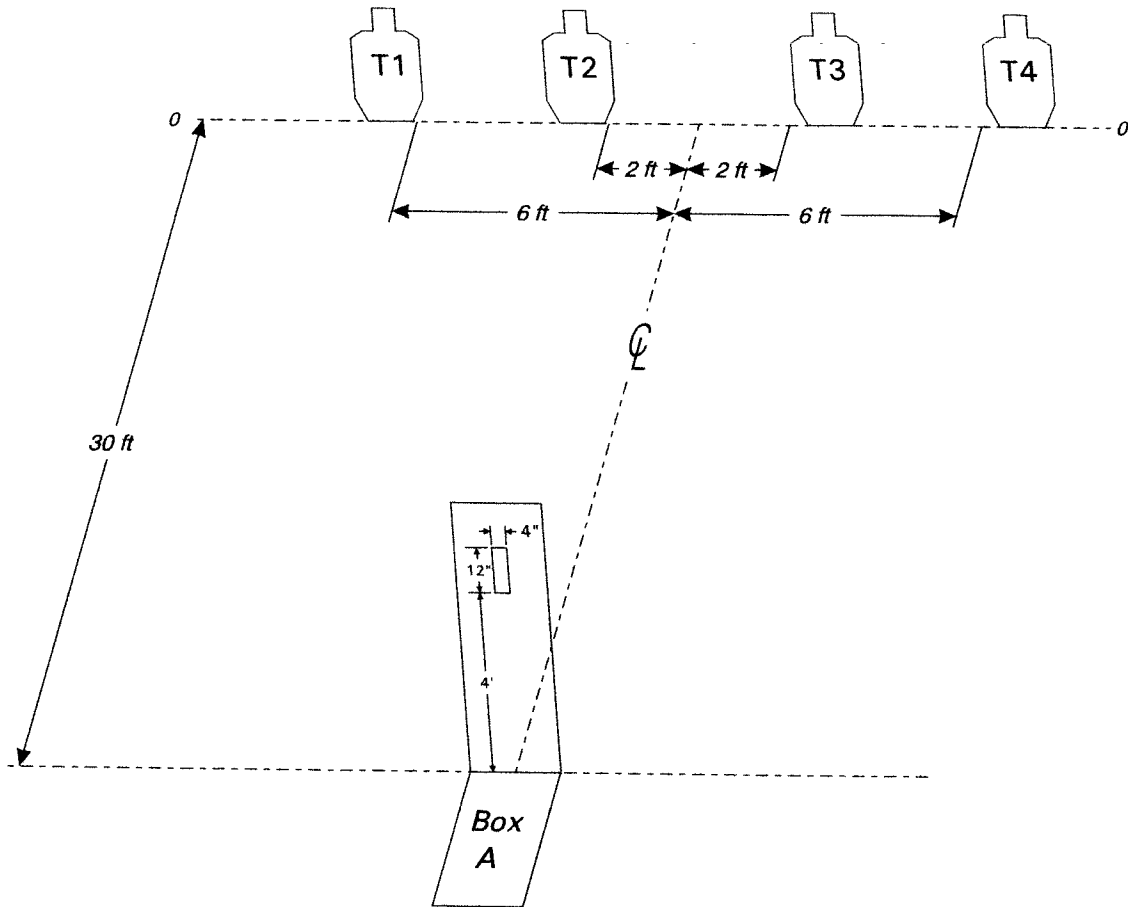
TARGETS: 4 IPSC

SCORED HITS: Best 3/paper

START - STOP: Audible - Last shot

PENALTIES: Per current edition USPSA Practical Shooting Handbook.

Failure to perform mandatory reload will result in one procedural penalty per shot fired.



SETUP NOTES: Set paper targets to 5 feet high at shoulders. Barricade is 2 feet wide by 6 feet high. Box is 2 feet wide by 3 feet long. Port B is 4 inches wide and 12 inches high. Bottom of port is 4 feet above ground.

