



CM 99-33

Raw Deal

RULES: Practical Shooting Handbook, Latest Edition **COURSE DESIGNER:** Dan Ridgley

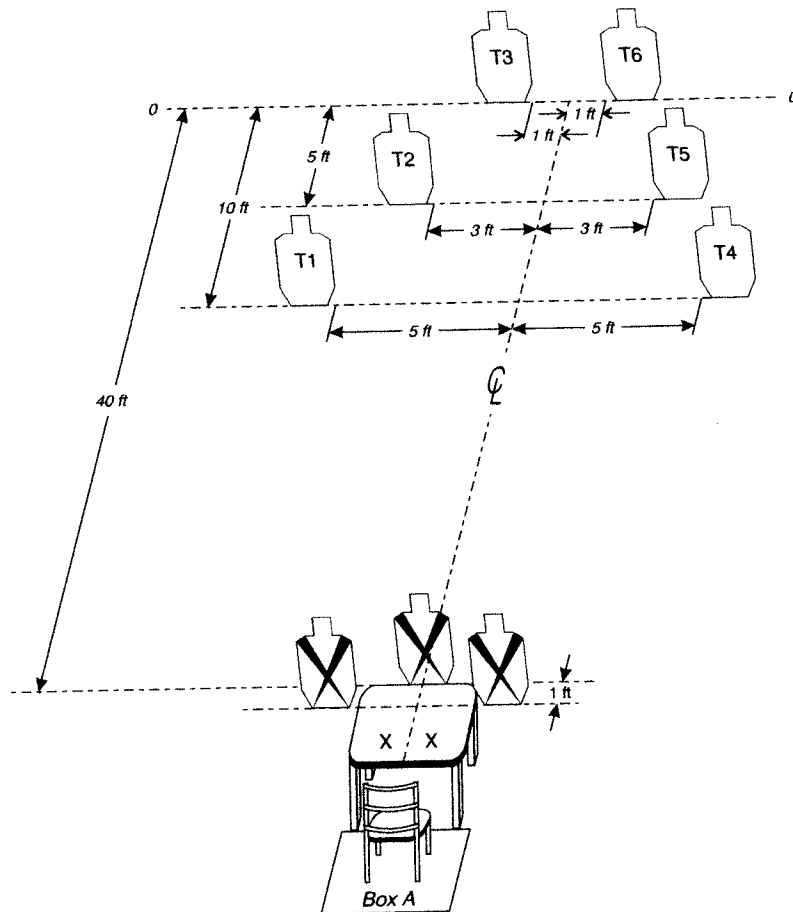
START POSITION: Seated in chair holding cards (there are two standard poker playing cards) one in each hand being held by the thumb and index finger, elbows on X's. Handgun is loaded and holstered as per ready condition in rule 8.1.1 and 8.1.2.

STAGE PROCEDURE

Upon start signal, from Box A, engage only T1-T3 (or only T4-T6) with only two rounds per target. Then make a mandatory reload and from Box A, engage only the three remaining targets with only two rounds per target. Competitor must remain in Box A for all shots fired but does not have to remain seated.

SCORING

SCORING: Virginia Count, 12 rounds, 60 points
TARGETS: 6 IPSC
SCORED HITS: Best 2/paper
START - STOP: Audible - Last Shot
PENALTIES: Per current edition USPSA Practical Shooting Handbook.
Failure to make the mandatory reload will result in one procedural penalty per shot fired.



SETUP NOTES: Set targets to 5 feet at shoulders. Table is standard folding card table (40 inches by 40 inches). X's for elbow placement are 6 inches right and left of centerline and 6 inches in from edge of table nearest competitor. No-shoots are set so that the bases



of the no-shoots are at table height and sides are even with edge of table. Box A is 4 feet by 4 feet. There are two standard poker-playing cards, one is to be held in each hand by the thumb and index finger.

From Across The Table

RULES: Practical Shooting Handbook, Latest Edition **COURSE DESIGNER:** Bill Martin A39796

START POSITION: Seated in chair with back against the back of the chair. Gun is unloaded, slide forward, hammer down and laying flat in briefcase along with all required ammo. The briefcase lid is closed.

STAGE PROCEDURE

On the signal, retrieve weapon from within briefcase, load as required and engage all targets, as they become visible from Box A. If a reload is required, the ammo/loaded magazine must have been in the briefcase before the shooting started.

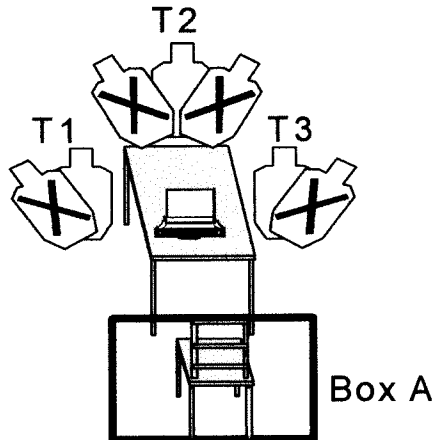
SCORING

SCORING: Virginia count, 8 rounds, 40 points
TARGETS: 3 IPSC, 2 USP
SCORED HITS: Best 2 per IPSC, steel down = 1A
START-STOP: Audible - Last shot
PENALTIES: Procedural. -10
No-shoot hit. -10
Extra shot. -10
Extra hit. -10
Miss. -10

USP 1



USP 2



SETUP NOTES: The base of T1 and T3 are at ground level. T2's base is level with the tabletop. Keep all steel at least 11 yards from the shooter. The briefcase should be screwed to the table. The chair and the shooting box should be nailed down.

RO NOTES: Engaging steel closer than ten yards is a match DQ. One procedural penalty per shot fired, if a reload is made with ammo/ magazine not contained within brief case at the start of the stage.

Which Way?

RULES: Practical Shooting Handbook, Latest Edition **COURSE DESIGNER:** Kevin Imel – L2544

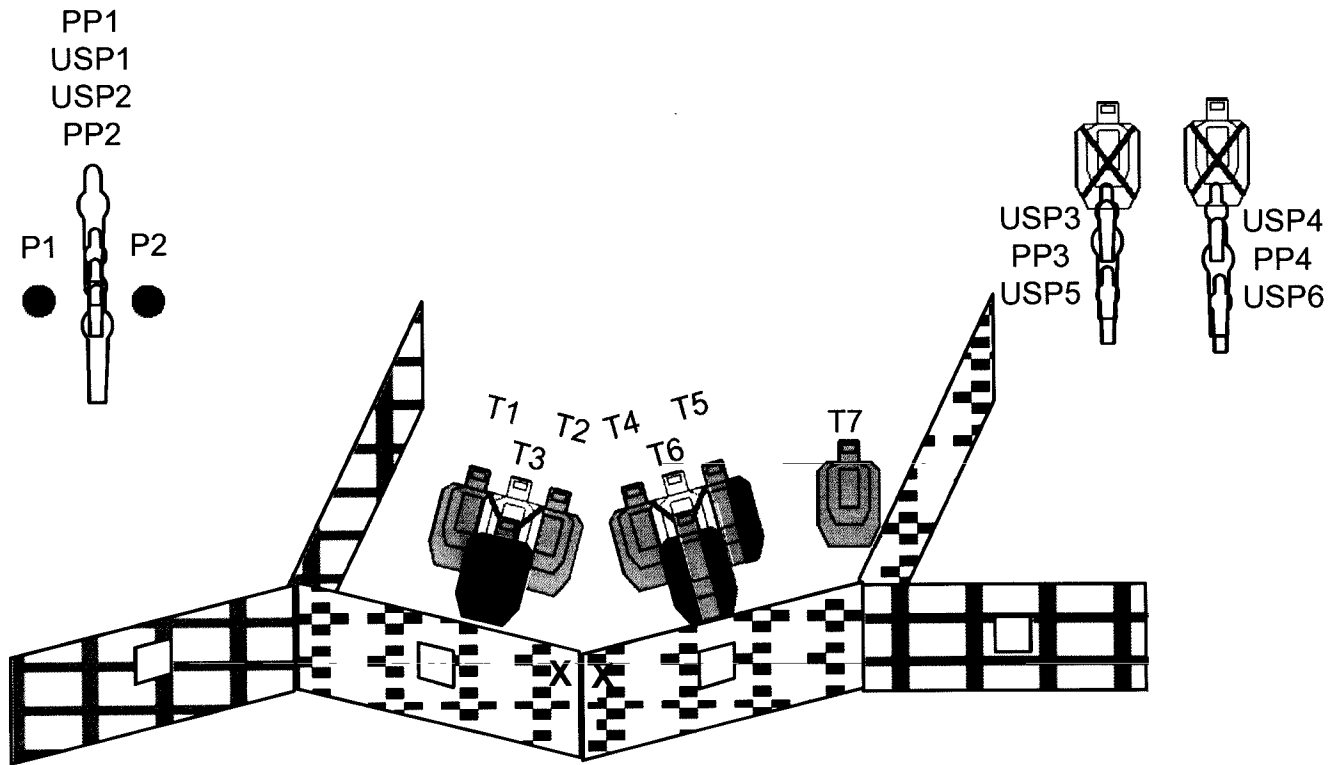
START POSITION: Standing against wall facing downrange. Hands are on X marks. Handgun is loaded and holstered per rule 8.1.

STAGE PROCEDURE

At the audible start, draw and engage targets as they become available. Shooter may not move downrange of wall.

SCORING

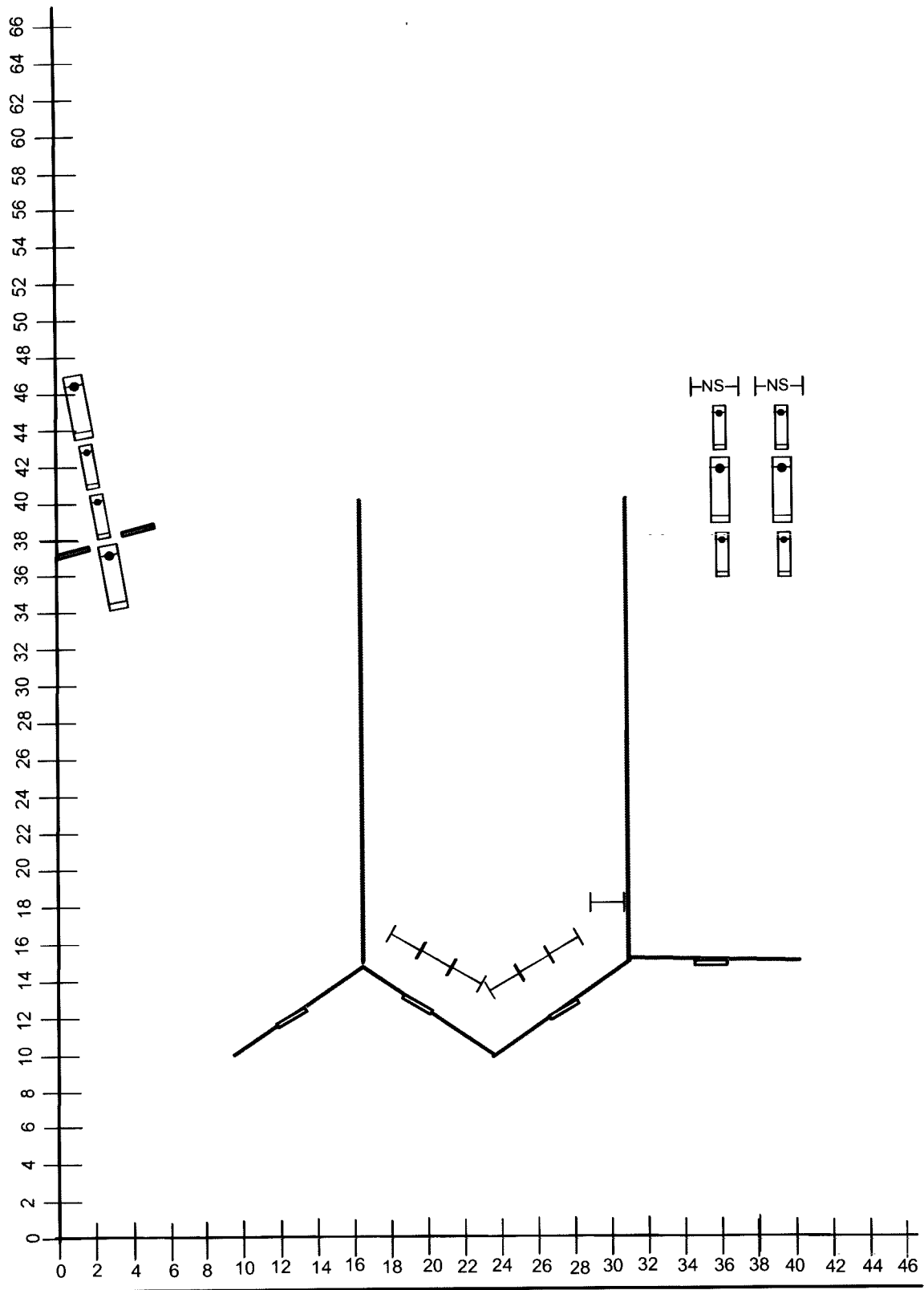
SCORING: Comstock, 28 rounds, 140 points
TARGETS: 7 IPSC, 4 PP, 6 USP, 2P
SCORED HITS: Best per 2 IPSC, steel down = 1A
START-STOP: Audible - Last shot
PENALTIES: Procedural. -10
 No-shoot hit. -10
 Miss. -10



SETUP NOTES: Ports are 18"x18".

RO NOTES:

Overhead View:



RULES: Practical Shooting Handbook, Latest Edition **COURSE DESIGNER:** David Re, TY-25626

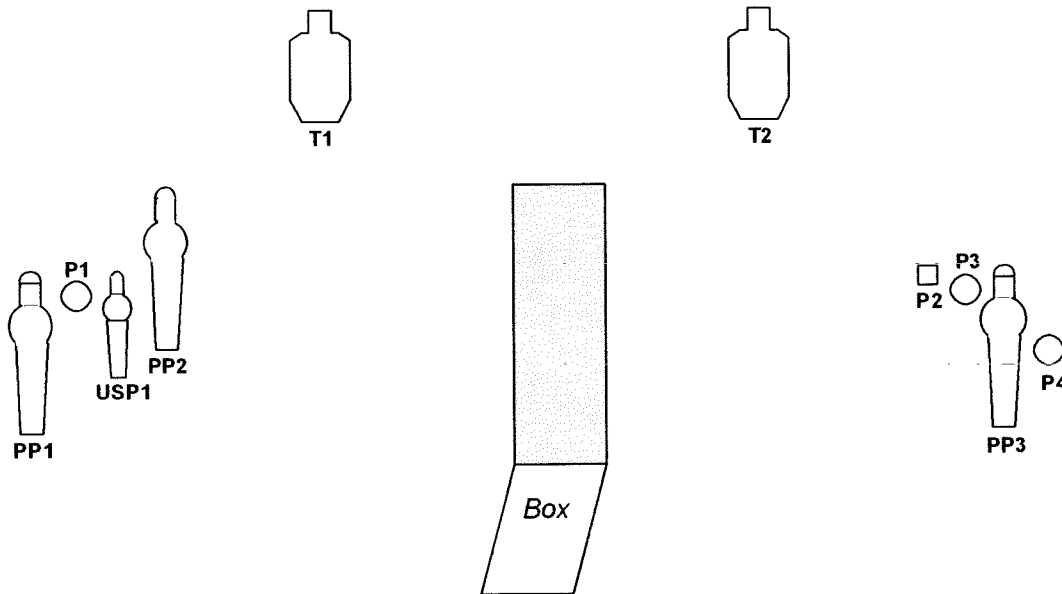
START POSITION: Standing in barricade, facing downrange, wrists above respective shoulders

STAGE PROCEDURE

On signal, draw and engage only PP1-2, USP1, P1, and T1-2 from left side of barricade only. Perform a mandatory reload. Engage only P2-4, PP3, and T1-2 from right side of barricade only. T1-2 should be engaged with a total of 4 rounds each. Shooter may choose to engage the right side array first, perform a mandatory reload, and then engage the left array.

SCORING

SCORING: Comstock, 16 rounds, 80 points
TARGETS: 2 IPSC, 3 PP, 1 USP, 4 plates
SCORED HITS: Best 4 per IPSC, steel down = 1A
START-STOP: Audible - Last shot
PENALTIES: Procedural. -10
 No-shoot hit. -10
 Miss. -10



SETUP NOTES: All targets should be positioned at 12 yards from the barricade. Position the steel targets so that they are not available from the wrong side of the barricade. Space the steel targets fairly close together, with the plates at varying heights. P2 should be a 6" square plate. P1, P3, and P4 should be 8" round plates.

RO NOTES: One procedural per shot fired without performing the mandatory reload. All makeup shots on the steel targets must be performed from the proper side of the barricade. -